

GMU's At-Home Art!



What's in here?: This packet contains art activities for the weeks of art classes we are missing, and then some. There is a lot of variety to keep your creative juices flowing!

What do I need?: This packet is designed for you to use what you have at home! Pencil, markers, colored pencils, pens...anything! Most activities can be completed without internet access or use of the suggested videos, but additional internet resources can help.

How do I turn it in?: Bring it back when school resumes. I want to see all of your wonderful creations! In the mean time, you can send me pictures of your beautiful creations to ahughes@gmucsd.org!

Additional Activities: At the end, there is a long list of art-related activities and resources for you and a parent to do at home. Make sure that if they require use of internet, you have asked for your parents permission and/or are under direct supervision.

Stay entertained. Stay creative. Stay healthy. I miss you dearly and can't wait to see your smiling face again! Happy creating, my artists! Sending love and rainbows,

Miss Hughes

PreK-6 Andy Goldsworthy Challenge!

Andy Goldsworthy is an **environmental artist** who uses nature as his **media** (materials he makes art with). Goldsworthy makes sculptures and designs using leaves, flowers, rocks, sticks, icicles, mud, pinecones, thorns, etc., arranging them carefully in size or color order to make gorgeous artworks in the great outdoors. Check it out:



Sticks



Stones



Leaves

Watch the following videos Goldsworthy YouTube videos:

1) "Andy Goldsworthy- Naturally beautiful" by NewBrazdolp
<https://www.youtube.com/watch?v=fUpVf-7i75l>

2) "Who is Andy Goldsworthy?" by CultureStreet
<https://www.youtube.com/watch?v=fIQKZghtyiY>

Your challenge: make a Goldsworthy-inspired artwork of your own. Get outside, enjoy the fresh air, and explore the materials you have in your own yard.

Done? Take a photo of your finished work and send it to Miss Hughes at ahughes@gmucsd.org ! If you are able to bring in your Goldsworthy work when school resumes, please do!!!

Art Bingo!

Win a prize when school resumes by getting a BINGO by completing 5 in-a-row of the art activities! Accompanying resources are on the back page. Make sure to take pictures or bring in your finished work as proof!

Outdoor

Observational Drawing:

Select an object outside to draw. Look carefully for details



Painting with food!

Using brightly colored liquids like coffee, koolaid, or tea, make a painting! No brushes? Use a Q-tip or fingers

Invention:

Using available materials you have, create a Leonardo Da Vinci-inspired invention. Write about it what it is for.

Shape Picture:

Make a picture drawing of an object/scene/image using only shapes



Make a Lego or block sculpture



Treasure Map:

Arrr! Pretend you're a pirate and make a treasure map of your secret hidden treasure! Your map can be from imagination or based on your own home/land.

Landscape:

Get outside and draw the landscape that surrounds you. You can make 1 detailed drawing, or many small drawings from several different directions.

Pet Portrait

Draw or paint your pet (fish, cat, dog....anything!). No pet? Find an animal drawing tutorial from the YouTube resources!



Online Museum Visit:

Select one online art museum (back page) to visit from your couch! Where did you go? What did you like the most?

TP Tube Artwork

Using an empty toilet paper tube and the available materials you have, make it into something brand new!



Rock Painting:

(or drawing!): Get a CLEAN rock and paint/Sharpie/marker s. Paint it, write a nice message, and leave it in your community for someone to find



Bob Ross:

Watch a Bob Ross episode (YouTube or Netflix). Follow along with his artwork with paint, markers, or plain old pencil

FREE SPACE



Coloring Page:

Color a coloring page from a book you have at home or from this packet



Food Art:

Jazz up your next meal with your creativity skills! Artistically decorate a baked good. Give your breakfast a face. Creatively plate your lunch/dinner.

Card

Make a card for a teacher, helper, or friend from GMU to give to them when school resumes! Let them know how much you missed them!

Guided Drawing

Select one of the YouTube channels (back page) to follow along with a how-to-draw video

Imagination Animal:

Draw your own made up animal. It can be silly, scary, big, small, furry, scaly...as long as it is your own creation!

Still Life:

A still life is a painting or drawing of several objects that are arranged. Set up 3-6 objects of your choice and draw or paint your own still life.

Emoji Invention

Create your very own emoji! What emotion does it show?



Draw a Self-Portrait

Make a drawing of yourself. Work from a photo or a mirror.



Draw a Comic

Make your own characters and their adventures!

Stolen artwork!

Many artworks throughout history, including the Mona Lisa, were stolen at one point. Write a story about who, how, and why

Magazine Collage

A collage is an artwork made of many small papers glued together to form a new picture. Make a collage out of old magazines and paste.

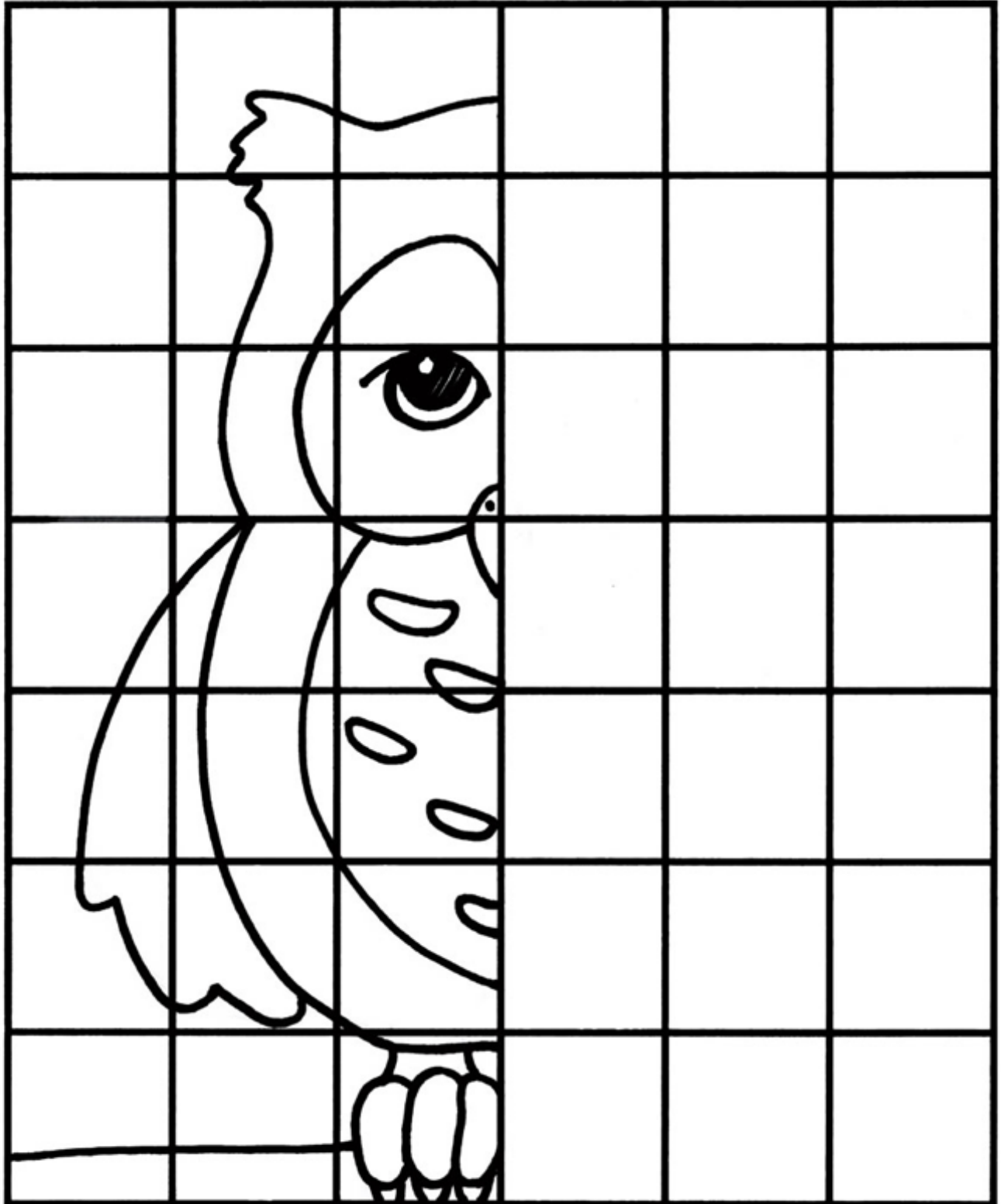
Roll-a-Drawing

Complete 1 of the roll-a-drawing activities



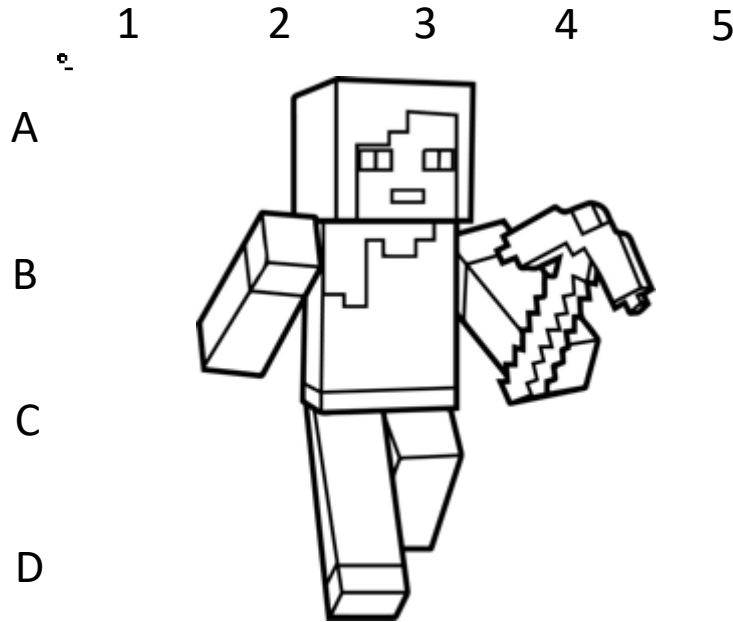
Complete the Drawing

Draw the missing half of the owl. Remember, it should be **symmetrical** (the same on both sides). Color it when you are done.



Grid Drawing

The **grid method** is a way to re-draw a picture accurately. Recreate the pizza in the larger box. Each square of the grid should look just like the original.



1 2 3 4 5

A

B

C

D

Roll-an-Artwork

Draw a picture using the roll-an-artwork prompts below in the frames on the next page. Don't have dice to use at home? Use a deck of cards or write the numbers 1-6 on small papers; draw them out of a hat at random.



ROLL-A-LANDSCAPE

1st Turn Air/Sky						
2nd Turn Background						
3rd Turn Foreground						
4th Turn Trees						
5th Turn Flowers						
6th Turn Extras						

Create - A - Creature





Body						
Head						
Eyes						
Mouth						
Arms						
Legs						

Roll-a-cupcake


	1st Roll	2nd Roll	3rd Roll	4th Roll
	Frosting	Flavor	Sprinkles	Topper
		vanilla		
		cherry		
		orange		
		lemon		
		strawberry		
		chocolate		

© www.expressivemonkey.com 2016


	1st Roll	2nd Roll	3rd Roll	4th Roll	5th Roll	6th Roll
	Head	Eyes	Mouth	Body	Arms	Legs



TINY GALLERY of GRATITUDE



DRAW SOMETHING that makes you happy.



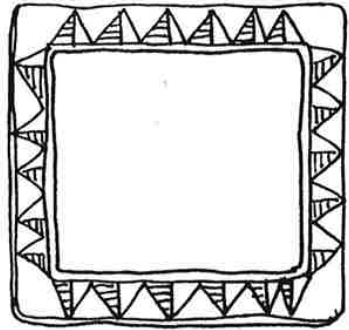
Draw someone who HELPS YOU.




DRAW A happy memory.



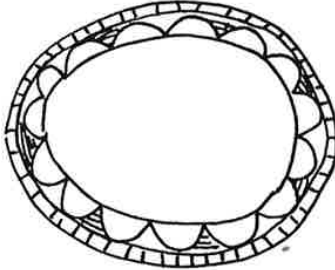
DRAW YOUR favorite place.



DRAW YOUR favorite food.
DRAW SOMETHING you are grateful for.




DRAW YOUR friends.




DRAW YOUR favorite feature.




DRAW YOUR favorite candy.




DRAW something that grows.




DRAW SOMETHING you like to do outside.




DRAW your favorite book.




DR AW your family.




DRAW YOURSELF!




DRAW YOURSELF!



DRAW something that makes you SMILE.



DRAW YOUR favorite animal.



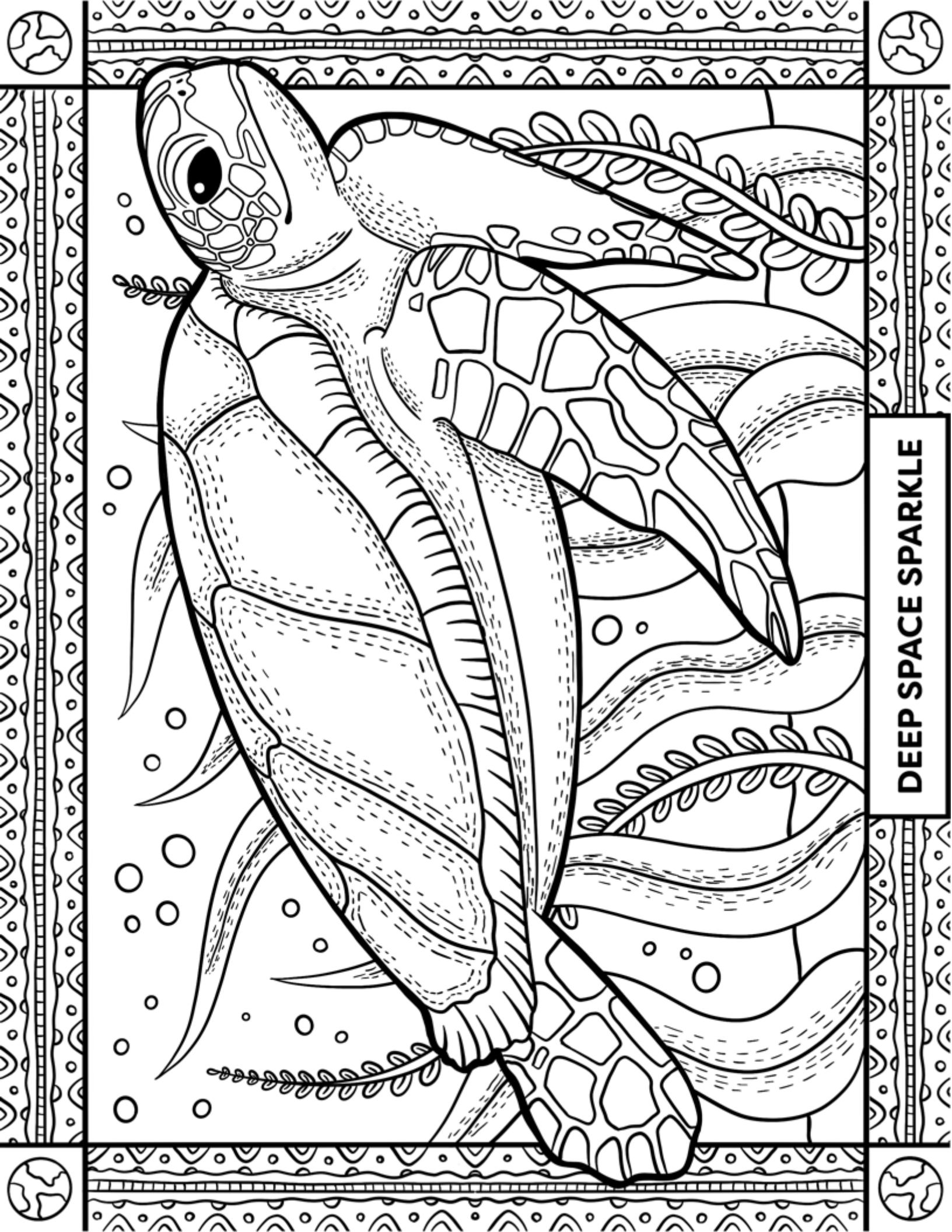


inspired

SPACE SPARKLE



DEE SPACE SPARKLE



DEEP SPACE SPARKLE

Missing Mona!



Did you know that in 1911, Da Vinci's *Mona Lisa* was stolen? It's true! In what is known as the greatest art theft of the 20th century, Vincenzo Peruggia stole Mona from the Louvre Museum in Paris, France. He believed that Mona, painted in Italy by the famous Italian artist/scientist/inventor Da Vinci, had been wrongfully stolen from the Italian people, and wanted to get her back for the good of his country. Eventually, Peruggia was caught and imprisoned for his crime. The Italians thought he was a national hero for his act! What do you think?

Directions: Write a *different* story about the Mona Lisa getting stolen. Who took her? How? Why? Did she ever get returned to the Louvre Museum in Paris, France?

In the box below, draw a picture of the heist in your story!



More time? Draw an entire story book or make a movie!

Additional Resources & Activities

Please remember to ask your parents permission beforehand and/or be under direct supervision when accessing internet resources

YouTube Art Channels for drawing & activities:

1) Art For Kids Hub:

<https://www.youtube.com/user/ArtforKidsHub>

2) 5-Minute Crafts PLAY:

<https://www.youtube.com/channel/UC57XAJ04TY8gNxOWf-Sy0Q/featured>

3) Draw So Cute:

https://www.youtube.com/channel/UC3dEvA1is6-0_yuei9iCdEw

4) Createful Art:

<https://www.youtube.com/channel/UCV7PEz8F9pwLksoAtPzHB5w/videos>

Online Museums to "Visit":

Visit the article "Stuck at home? These 12 famous museums offer virtual tours you can take on your couch" by Andrea Romero, from hellogiggles.com:

(https://hellogiggles.com/news/museums-with-virtual-tours/?utm_term=A36AA812-655E-11EA-97D8-7D87C28169F1&utm_medium=social&utm_source=facebook.com&utm_content=link&utm_campaign=hellogiggles_hello_giggles&fbclid=IwAR11BoOShZXsOOJSJcEcWNDq2PunJ4jzyi8sCFkAur-B_7KQhyr8LeZpYqU)

Art Shows:

1) Pappyland (YouTube):

<https://www.youtube.com/channel/UC3QcCTl6mNtkOG0PJ9-815g>

2) Bob Ross: Beauty is Everywhere (YouTube or Netflix)

3) Art with Mati & Dada (YouTube)

4) The Kennedy Center: "Lunch Doodles with Mo Willems"

<https://www.youtube.com/watch?v=RmjzCPQv3y8>